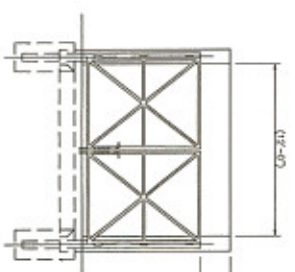
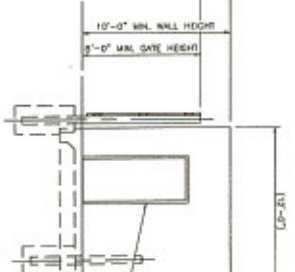


PLAN
SCALE 1/8"=1'-0"

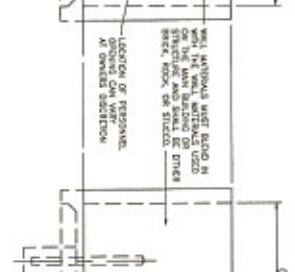
- NOTES:
1. REWORKING AIR DRIVEN TO THE FRONT OF THE GATE STRUCTURE.
 2. DIMENSIONS SHOWN IN PARENTHESES () ARE FOR REFERENCE TO REFLECT THE DIMENSIONS SHOWN IN PLAN AND BE ADHERED TO AT ALL TIMES.



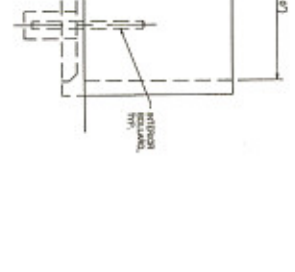
FRONT ELEVATION
SCALE 1/8"=1'-0"



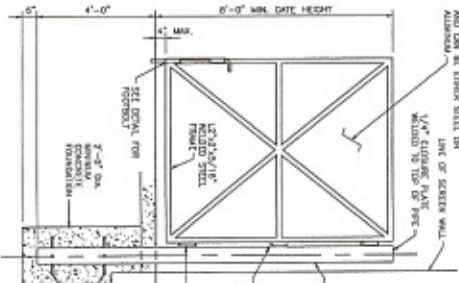
RIGHT SIDE ELEVATION
SCALE 1/8"=1'-0"



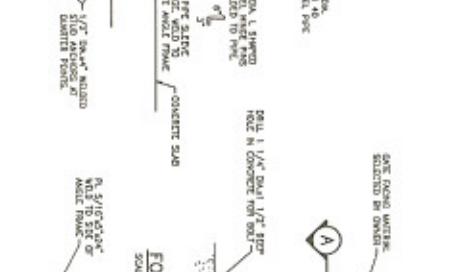
LEFT SIDE ELEVATION OPP. HAND
SCALE 1/8"=1'-0"



REAR ELEVATION
SCALE 1/8"=1'-0"



GATE FRAME DETAIL
SCALE 1/4"=1'-0"



SECTION A
SCALE 1"=1'-0"



PIPE BOLLARD DETAIL
SCALE 3/8"=1'-0"